

THE BEAR FACTS

BUSY BEAR QUILT GUILD—MARCH 2011



PRESIDENT'S MESSAGE

Here we go again, different year but the same crazy weather patterns. I'm very sorry that a few of you didn't read the cancellation email in time and had a wasted trip over to the church. You really need to remember to check your email, right up to the last minute before you head out. You know how crazy March can be, we could have this happen again before the season is really over. The good part is that we are sort of combining the February and March program schedules. Please look in this newsletter for information on the combined rulers and small projects agenda that Lorraine has worked out for us. It should be a fun and informative March meeting.

I wanted to let you know that the Mom & Dad Project did indeed send us a lovely note of thanks for our contribution to their group. The note had gone directly to Ann McNichol and I didn't realize it when I previously reported on the notes of thanks we had received for the other groups.

We are already scheduling showings for our 2100 Opportunity Quilt so please check with Mary Price for upcoming dates and see if you can fit in some time to join in the fun of working at one of these events. We also need to get started quickly on the 2012 Opportunity Quilt. We need someone to volunteer to spearhead the committee to plan the quilt and then coordinate the making of it. It would certainly be a lot of creative fun to get in on the ground floor of planning our next quilt. So give it some thought and let one of the board know at the meeting if you would be willing to chair (and participate) this important guild committee.

Okay, I hope we have no more snowy surprises and I will be able to see you all at this month's meeting, the 21st. In the meantime, keep those sewing machines humming, especially if you're working on a comfort quilt.

Carol Henderson



CALENDAR

Mar 21: Guild Meeting-*Three Stations*
CarolH, LorraineT, SharonS

Mar 22: Workshop- Binding
Techniques-Bonnie Snell &
Jan Chapman

Apr 18: Guild Meeting-*Why do a
Challenge Quilt?*
with Ann Turley

Apr 19: Workshop-*Cords & Threads*
with Ann Turley

DINER BEFORE THE MEETING

Sorry we got snowed-out in Feb, but at least we were safe, no slipping on ice...and saved at least \$6.....which we can spend on STASH. Let's meet again at the Hacienda, at 4pm, for Taco Night before our guild meeting. Maybe the presenters of the evening's program and teachers of the next day workshop will join us? Please call me before Sunday, so I can tell Hacienda about how many to expect or if there are any changes, I'll call you.



EDITOR'S EPISTLE

A bit like déjà-vu, wouldn't you say? Well, that is why we plan the winter month programs and workshops with our local presenters. We are hoping the Pasadena Rose class can be held on April 4th at Karen's Patchworks. It is so refreshing to have so many new members who are varied in their quilting experiences. We all love to pass on our quilting knowledge to all who want or need. Please be sure to welcome our newcomers.

Jacqué Holmes & Kay Higdon



NO MEETING...
NO MINUTES...



COMFORT QUILTS

Have you started planning your 2011 Comfort quilt yet? If you need some inspiration, be sure to stop by the CQ table at the guild meeting. In addition to those endless bags of chenille squares, I'll have some precut kits, some do-your-own-thing fabric bundles and several projects that need to be quilted and bound. You might see just the thing you need to get going on your special "quilt full of hugs".

Another way you might be able to help our Comfort Quilts project is to do some SPRING CLEANING! We're always delighted to receive your cotton fabric, fleece and batting donations, so think about weeding out your overflowing stash closet. It's an easy way to fulfill your annual guild membership commitment and your contributions will be put to good use.

As always, contact me if I can help you in any way with your comfort quilts or get batting to you. Thanks for supporting Doves and our Comfort Quilts project!

Jeanne Arneri

909/806-0436 jeanearnieri@yahoo.com



Busy Bears Quilt Guild
TREASURERS REPORT



Balance 1/31/11	\$14,949.76
Income	\$ 1,370.00
Expenses	(\$999.72)
Balance	\$15,327.04

Detailed Income and Expense Details:

<u>Income:</u>		<u>Expenses:</u>	
Advertising	\$ 25.00	Library	(\$131/69)
Show Vendors	\$1,289.00	Newsletter	
Vendor Meals	\$ 56.00	Printing	(\$81.99)
		Postage	(\$30.50)
		USPO Box	(\$70.00)
		Directory Prnting	(142.46)
		<u>Show Expenses</u>	
		Printing	(\$135.63)
		Photos	(\$ 21.75)
		Ins Cert.	(\$ 10.00)
		Facility	(\$324.00)
		<u>Vendors</u>	
		Supplies	(\$20.34)
		Postage	(\$24.36)
Total Income	\$ 1,370.00	Total Expense	(\$992.72)

Wendy Green

Treasurer

Ginger's Quilt Shoppe
Quality Fabrics, Classes, Long Arm Services

Ginger Hennessee and Linda Polley

1120 Dewey Way Phone: 909-920-3099
Suite B Fax: 909-920-3403
Upland, CA 91786 gingersquiltshoppe.com





Annie
Our Shop Cat

Sheri Siedentop—Proprietor

The Quilt Cupboard

11891 Valley View St
Garden Grove, Ca 92845

Phone: 714-891-8639

<http://www.thequiltcupboard.net>
Email: Sheri@thequiltcupboard.net

9/10

The Quilted Rose
Authorized Gammill Dealer



2/11

- Gammill Vision & Statler Stitcher Machines
- FREE Introduction to Longarm Quilting Classes
- Super Quilting Supply Store
- Patterns ♦ Thread ♦ Books & CD's ♦ Fabric ♦ Tools

Our friendly & knowledgeable staff is here to help you with all of your longarm quilting needs. From economically quilting your quilt top with care to helping you choose the right items to do your own quilting.

7151 El Cajon Blvd. Suite O ♦ San Diego, CA 92115 ♦ PH: 800-660-8282
Web: www.thequiltedrose.com ♦ Email: thequilted@aol.com

Summer Sky Creations

Decorative metal art quilt hangers

3020 W. Twin Peaks Lane
New River, AZ 85087
623-202-4217

2/11

Email: info@summerskycreations.com
www.summerskycreations.com

MEMBERSHIP

We have 83 PAID Members - Directories are ready.
Pending 4 Ladies-If you haven't pd, please do so ASAP

WELCOME TO OUR NEW MEMBER

Richey, Jennifer J. & Dennis (12/25) * FEB -E
P. O. Box 0816 C/310-721-8227
255 Echo Hill Road Jennifer@JDRichey.com
BBL, Ca., 92315-0816

Jennifer has only been in Big Bear for 1 year & is a new quilter. Her favorite technique is Appliqué, she also likes to Run, Read & have Plants.
(I don't have her photo yet, hopefully at the next meeting)

BOUTIQUE ITEMS NEEDED

Start now thinking & making items for the Boutique last year we only had 14 members that brought items to sell-WE NEED MORE

(The Guild only gets 15%...the rest goes to You) pretty good deal.

July & Aug we are having Workshops on UFO, BOUTIQUE & XMAS
So come & join us

Kay Higdon



Birthdays & BE/R Dates for MARCH

Name	Birthday /Date	BE/R
Shirley Clinton	14 Mar	MAR
Sharon DeSande	28 Mar	MAR
Shirley Hartwick	11 Mar	MAR
Roseann LaBrie	16 Mar	MAR
Rose Marie Merrigan	21 Mar	MAR
Gale Murphy	21 Mar	MAR
Denise Schiavone	21 Mar	MAR
Sharon Scott	19 Mar	MAR
JoAnn Stanton	14 Mar	MAR
Madonna Wilson	19 Mar	MAR
.....		
Carol Butler	08 DEC	MAR
Betty Heller	16 DEC	MAR
Carol Henderson	31 DEC	MAR

All the names with MAR under BE/R.
This is *your month* to bring a **GIFT** for the **Birthday Exchange** Table & **FOOD** for **Refreshments**.
Remember (you get one free ticket from the BE Table for the Gift drawing.)



REFRESHMENTS & A GIFT

Everyone be sure to check the Directory for the MONTH you have listed to bring your **** REFRESHMENTS & A GIFT ****
If you missed your Month, bring them to another meeting.

6/10



Monica's Quilt & Bead Creations
77-780 Country Club Dr Ste C
Palm Desert, Ca 92211
Phone: (760) 772- 2400
E-mail: vmgonzales@aol.com
Mon-Sat 9:30-5:30 Sun 11-4
Monica A. Gonzales Proprietor

Susie's Quilting
Susan Meyers
Custom Quilts, Bedspreads and Comforters
1148 Willow Lane, Big Bear City, 92314

909-585-5258
susiesquilting@aol.com

5/10

Mountain Quilters Cottage

P. O. Box 192
935 South Kuffel Canyon
Skyforest, CA 92385

(909) 337-1521
kwiltinit@aol.com

Jan Chapman

9/10

The Quiet Mouse



Quilt Shop

Approved Dealer **baby lock**
Best Prices, Around

1096 Calimesa Blvd, suite B
Callmesa, CA 92320

3/10 909-446-1000

* Discounts to Guild Members *

thequietmousequiltshop@yahoo.com
www.quietmouseonline.com

FEBRUARY 2011 SCCQG

The next Southern California Council of Quilt Guilds meeting is "Meet the Teachers" It is April 9th, in Santa Clarita and is hosted by the Santa Clarita Valley Quilt Guild. Twenty-five to thirty teachers are expected. Each teacher has three minutes to describe their class or project. Many guilds bring contracts for signing, as many teachers offer discounts that day. This is a popular meeting. If you are interested in attending, let either Jeanne or me know before March 30 as we may want to take more than one car if interest warrants. We also need to let the host guild know how many to expect.



Cat Harris & Jeannie Mazzacane



SUNSHINE AND SHADOWS

We have some Sunshine! Jill Gilham has a brand new granddaughter! Delanie Claire was born February 20th!

Jacque talked with Tish today & we are happy to learn that Tish Duesler will have her last chemo on Tuesday, the 8th. Then after some mandatory shots, she will be scheduled for surgery. She is really getting very tired of the isolation! But has been keeping busy sewing borders on panels, reading and of course the computer is a great comfort.

Please notify us if you have any happy or sad news to share.



Loretta Castelluccio
& Lynn Komar



3/11

Alterations

Clerical Vestments

Quilt Labels

Embroidery

Loretta Castelluccio
229 E. Mountain View Blvd
Big Bear City, CA
(909) 584-4799



PROGRAMS & WORKSHOPS, 2011

- March: Program: **Three Stations**, Sharon Scott, Carol Henderson, Lorraine Taylor,
Workshop: **Piped Binding Methods**
Bonnie Snell & Jan Chapman
- April: Program: **Why Do A Challenge Quilt?**
Ann Turley
Workshop: **Cords & Threads**
Ann Turley
- May: Program: **Stash Reduction**
Sylvia Davis
Workshop: **Triad Method w/Map Technique** Sylvia Davis
- June: Program: **Meet the Queen**
Patricia Pepe
Workshop: **X-Treme Adventure**
Patricia Pepe
- July: Program: **Show Meeting**
Sharon Scott
Workshop: **UFO, Boutique & Christmas workshop**
- August: Program: **Challenge Quilts**
Jill Gilham & Maggie Regalado
Workshop: **UFO, Boutique & Christmas workshop**
- September: Program: **Silent Auction**
Workshop: **Mystery Project**
Jan Chapman
- October: Program: **Doves Guest Speaker**
Workshop: **Comfort Quilts**
Jeanne Arnieri
- November: Program: **What's New At Quilt Market & Cooke Exchange**
Monica Gonzalez
Workshop: **Comfort Quilts**
Jeanne Arnieri
- December: **Christmas Party**

Cat Harris



2011 QUILT SHOW

The Show Committee had its first meeting this year on Feb 24th. A big thank you to all who attended!!! Many issues were discussed.

Please start now to think about the items you would like to place in the BOUTIQUE. It isn't too early to start making beautiful things. Personally, I wait too long and then run out of time and nothing gets made. So start now. I should take my own advice.

We are adding another Specialty Ribbon to the judging this year. It will be a most Humorous award ribbon. Last year we had several really fun quilts entered into the show, and wished we had an award for that category. We hope we get some amusing entries in 2011.

Please note the Deadlines that will be presented in the newsletter in July & August, regarding getting quilt entry information to Jacque Holmes. She needs sufficient time to work out the layout of the quilts in the Show. This is a huge task and very time consuming. Please make it a bit easier for her by honoring the deadlines.

Another daunting task is sorting the quilts by category for the judging process. There will be a cutoff deadline for getting your quilts finished and to the site of the judging. All quilts are sorted, given a number, and arranged in particular order. This speeds up the process and makes it possible for the judge to evaluate the large number of quilts presented to her. A late entry complicates the process for the group of ladies who volunteer to sort and arrange quilts.

Please offer to help with the marketing of the Opportunity Quilt when Mary Price asks for volunteers. Selling tickets for the quilt is a major fund raiser for us, and supports our philanthropies and functions as a Guild.

Thanks to all of you, in advance, for your help in making our Mountain Treasures 23 a success! If you have questions, please call.....

Sharon Scott 909-844-4545.



2011 OPPORTUNITY QUILT

Hi Gals & Guys,

The tickets are all ready for distribution, I will have them at our March meeting. I hope the weather cooperates this time. If any of you need your tickets sooner than that just give me a call at 909.584-0050. also, if any of you would like to have the quilt to take to an event where you can sell tickets, please let me know and I will see if the date is open.

I have considered taking the Quilt to the Long Beach show. It would require having several of you to volunteer to go and sit with the Quilt plus we would need people to volunteer time to work the show. If any of you are interested, please let me know. I will have a sign up sheet at the next meeting to see if we have any interest. I think it would be a great opportunity to sell a lot of tickets, but it can't happen without several people volunteering.

Remember if you do not want to buy your mandatory twenty tickets you can sell your tickets at any of the venues we go to just by working one of the shifts. This would need to happen before the August meeting.

In Stitches, Mary Price



“AT HOME IN THE WILD”

2011
Opportunity Quilt

CHALLENGE 2011 !!!

We only have a couple of kits left so hurry and get yours. Don't forget....there are CASH prizes! So let us know....

What's YOUR Mountain Treasure?



Jill Gilham and



Maggie Regalado

HANDY HINTS: a wooden cuticle stick for manicures works just like a stiletto for guiding the ends of fabric through the sewing machine. It is pointed on one side and flat on the other. And it is very inexpensive.

BIG BEAR PROMISE STITCHING

Promise Stitching is relaxing and easy. Many of you have said you are interested, but the day and time we meet is not convenient.

I would like to find a day and time that works better for more people.

Please let me know what would work for you.

Thanks, Jill Gilham
909/585-4707



Busy Bee

9/10



Quilt Shop

PATTERNS, BOOKS, FABRICS, LONGARM MACHINE QUILTING
Machine Repair & Service, Juki Sewing Machines
Classes, Fun & Great Service

1007 Calimesa Blvd Suite J
Calimesa, CA 92320
909-795-2778



The Village Quilt Shop

626 Pine Knot Avenue
P.O. Box 1848
Big Bear Lake, California
92315-1848

11/10

Wendy Green

(909) 866 - 3786
Fax (909) 866 - 7755



A unique retreat facility
designed for small groups.

Come to enjoy, create and
refresh in the beautiful
mountain air.

4/10

Lorraine Taylor, Your Hostess
(909) 866-8081 or (562) 208-7406
Lorraine@inspirationsatbigbear.com

P.O. Box 4330
425 Conklin Road
Big Bear Lake, California 92315
www.inspirationsatbigbear.com



PATCHWORKS Quilt Shop

11/09

42124-H Big Bear Blvd.
Big Bear Lake, CA 92315
In the K-Mart Strip Mall

Karen S. Sunseri
Owner

909-866-9695

A Stitch In Time

Long Arm Machine Quilting
Custom Quilting

3/10

Gale & Walter Murphy
(760) 240-6622

Located in Apple Valley, CA
E-mail: waltermurphy@charter.net




LIBRARY

CALLING ALL BOOKS....

Back to the Library...for cataloging. Of course, our members will have to do the bringing back so everyone is asked to check through their bookshelves for BBQ books...we have a lot of missing and overdue books ! While you are searching through your own shelves, pull out those books you have outgrown and donate them to the Library, it's called sharing the stash !

Whether you are returning or donating books to the Library, please be sure to stop by and browse our collection that has now been grouped into 14 categories like: Appliqué, Block Designs, Clothing & Accessories, Folk Art...you will be amazed at what an extensive and varied selection we have and one that should meet anyone's need. The book I have chosen to review this month just jumped out at me as one of those books everyone needs to look at once in awhile to get out of the rut and try something new...we have several in this category I have labeled, Techniques, so stop by and check out your "New" Library.

Happy Reading, Before You Sew



Sandy Cannerella

and

Rose Marie Merrigan



BOOK REVIEW by Rose Marie

Favorite Techniques From The Expert,

By Rodale Press. C2000 128p.illus

Famous quilters share, with step-by-step color illustrations, their secret tricks to: Easy Piecing, Template-Free Appliqué, Photo Transfer, Sun Printing, Double Wedding Rings, Embellishing, Perfect Points & Circles, Crazy Quilting by Machine, Cutwork Lace, Free-Motion Flourishes, Borders, Dimensional Flowers and much more. Each section concludes with "Problem Solver" which takes care of the pesky points as well as offering tips to build your skills. Quilt Repair Techniques as well as A Glossary & Resource Guide conclude this worthwhile read.

THE CHURCH PANTRY

The Emergency Church Food pantry is needy. Please keep in mind that some of the food will go to people with very limited cooking facilities and no refrigeration. The food should be very easy to prepare. Please do not bring food that is unusual or exotic or expired items. The pantry is especially short of canned fruit and vegetables, spaghetti and sauce, Velveeta cheese and tuna. They request that we put our donations in the large basket near the piano.

Suggested items to bring


**** indicates items most needed**

Peanut Butter **	Canned Vegetables
Powdered Milk **	Canned Fruit
Canned Meats ** Tuna, Spam	Canned/Bottled Juice
Chicken, Ham,	Breakfast Cereal
Pork & Beans, etc	Pancake Mix(complete)
Boxed Macaroni & Cheese	Pancake Syrup
Instant Potatoes	Velveeta Cheese
Spaghetti Sauce (with meat)	Mixes for cakes,
Boxed side dishes (Rice-a-	muffins, etc.,
Roni, Noodles, etc)	Minute Rice
Pasta—Spaghetti, etc	Jams, Jelly
Canned/Dry Soup, Chili	Cracker, Raisins,Popcorn

Also occasionally need:

Baby diapers Toilet Paper Baby Formula
Toiletries: small bars of soap, shampoo, toothbrush and toothpaste, razors, etc.

(760)240-7778



Cozy Quilt'n

9/10

Quality Fabrics * Thread

Notions * Classes

Owners

Sue Tumbleson
Jerry Tumbleson

21810 Highway 18 Ste.9
Apple Valley, CA 92307

Georgia's Quilting Obsession

Longarm Quilter Quick Turn Around
Fabrics, Books, Notions, Patterns

9/10

232 West 6Th. St.
Beaumont Ca 92223
951-845-8009
antqgal@aol.com

Hrs: Mon - Fri 10: am - 6: pm
Saturday 10: am - 5: pm

www.georgiasquiltingobsession.com
My Hobby Is Obsessive!



COMING EVENTS

- Apr 9: Young Piecemaker Quilt Guild's Quilt & Fashion show at Centennial High School Gymnasium, 1820 Rimpau Ave. Corona Info: www.yoqg.org
Info: youngpiecemakers@yahoo.com
- Apr 9: SCCQG Meeting, Meet the Teachers
- May 14: Acacia Quilt Guild of Orange Co presents Tea and Quilt Auction at Liberty Hall, Walter Ehlers Community Ctr, 8150 Knott Ave, Buena Park. Info: Susan 714/522-4741 Phyllis 714/821-6967 or info@acaciaquiltguild.org
- May 14-15: Antelope Valley Qlt Asso's 34th annual Quilt show & home tour at the Lancaster Marketplace. Info: www.avqa.org or Sue Jacobson, vetkrazy@hotmail.com
- May 14-22: San Bernardino County Fair. Theme, "This Little Piggy Went To The Fair"
Deadline for entries Mar 26, enter on line at www.sbcfair.com

PATCHWORKS CORNER

Come join us for some great classes !

- Saturday the 5th, Debbie is teaching the Shamrock quilt
- Saturday the 12th, Sandi is teaching the French Braid
- Saturday the 19th, Sally is teaching her very popular Machine quilting and free motion.
- Saturday the 26th come make the Weekender Tote with Debbie
- Sally will be teaching the bali-pop quilt, March 8th & 15th
- March 9th & 16th, Sally will be teaching the layer cake quilt

Remember every Thursday is Quilt Party Day, come learn and finish one of your Christmas gifts ! This class is free, just bring a snack to share ! Free patterns for projects.

Sit and Sew every Friday.....

Hope to see you there!

Karen Sunseri



MINI GROUP REPORTS

CUT-UPS - The February meeting was at Jeanne Mazzacanes. We were all very pleased that Billy Bolton could join us. The March meeting will be at Susan Meyers on the 9th. April will be at my house and May at Sharon Scott's.

Fran Martin



HAPPY HEARTS -Our group met on Thursday, Feb 24 at my studio (before the big storm on Friday.) We had a great time getting together, especially since we hadn't seen each other at the Guild meeting. Fortunately, the roads were good and some members car-pooled so everyone was safe. Rose Marie Merrigan and I worked a little on planning the new presentation of the guild's library collection while everyone else worked on their personal projects. Carol Henderson was working on her 19th set of racing silks (pew) for the new HBO series showing next fall. It's a wonder that she has time to be wife, mother and BBQG President !

Sandi Cannarella



SEW-N-SEWS - Scheduled meetings are March 14 at JoAnn Mark's and March 28 at Diana Bedwell's. Let us hope the weather cooperates !

Jeanne Wallace



STITCHY FINGERS -There were only three attendees at Lorna's on the 18th and we changed our venue from Terry's on Mar 4th, because her driveway is a bit daunting even in good weather.....so we will meet at our home. So we will try to go to Terry's on 18th.

Jacqué J Holmes




Quilters Haven LLC

9/10

Raylene
West Coast Division

P.O. Box 287
Covina, CA 91723

(626) 339-3492
www.quiltershaven.net
www.mypainisgone.org
raylenebement@dslextreme.com



MARCH WORKSHOP

The March workshop is to be on Piped Binding methods. The Ricky Tims method requires a couple of specialty items. I thought you might want to be looking to see if you already have these and if not, you will have some time to purchase them.

You will need 2 specialty feet for your machine; an edge stitching foot (sometimes called an edge joining foot) and a 7 groove Pin-tucking foot. You will need some #3 pearl cotton *** (I usually use white) enough to go around your small wall hanging or practice piece, plus about a yard. (The knit/needlepoint shop in Bear City has it) left and right. There is no hand stitching.

SUPPLY LIST:

Machine in good working order (need to have needle adjustment capability)

Sewing machine feet: **standard foot, 5-groove pintuck foot** or **7-groove pintuck foot** or **zipper foot** and **edge-stitching foot******.

Small ruler with a 45° mark

Vanishing (wash away) thread (spool & bobbin) Patchworks has some.

Thread to match project

Glue stick

One quilt sandwich, approximately 12” to 18” square or rectangle—squared up
(this would be a good opportunity to practice your machine quilting)

From straight or Crosswise grain cut -

Two - 1” x **width** of quilt sandwich + 8” (piping fabric) - pressed in half lengthwise

Two - 1” x **length** of quilt sandwich + 8” (piping fabric) - pressed in half lengthwise

Two - 3” x **width** of quilt sandwich + 8” (binding fabric) - pressed in half lengthwise

Two - 3” x **length** of quilt sandwich + 8” (binding fabric) - pressed in half lengthwise

perle cotton for piping will be provided *

If you have any questions, please give me a call...909/554-3906

This edgestitch foot is for a Bernina, but most all makes have a similar foot.

There is a short, but good video of it's uses at:

http://www.bernina.com/project_detail-25-i140-sEN.html

Bonnie Snell



GREAT OPPORTUNITIES for learning new techniques coming up in the next four months.

March's meeting will be fun instruction at stations set up to give you an insight into some cutting techniques. The binding workshop will be an opportunity for you to learn some new ways to do that every present binding. We have guest speakers for April, May and June. I think you will enjoy our guests and their workshops. Each workshop is designed to give any level of quilter the opportunity to learn new techniques. The teachers will present their ideas that can be done as a smaller project such as a placemat or pillow, a medium project such as a table runner or wall hanging and then those that would like to do a quilt will be able to do that. The sign-up sheets will be available at the meeting, but if you are interested in attending a workshop and want to make sure you're on the list, contact me. We limit the classes to 14. The cost for members is \$15 and is payable at time of signup.

Lorraine Taylor





2011 BLOCK OF THE MONTH

Here is block #4. It is pieced and the flowers are appliquéd and the handle is a gold cord. I tucked the ends in the upper sides, leaving the rest loose. You, of course, can put a single flower in the vase, some shells or maybe a couple of bananas.... or not!

Jacqué J Holmes

Call if you have questions, 909/585-5670



Cutting directions:

A—Basket, cut $4\frac{1}{2}$ " x $6\frac{1}{2}$ " rectangle

B— Background, cut four $2\frac{3}{4}$ " squares

Sew squares onto four corners of basket

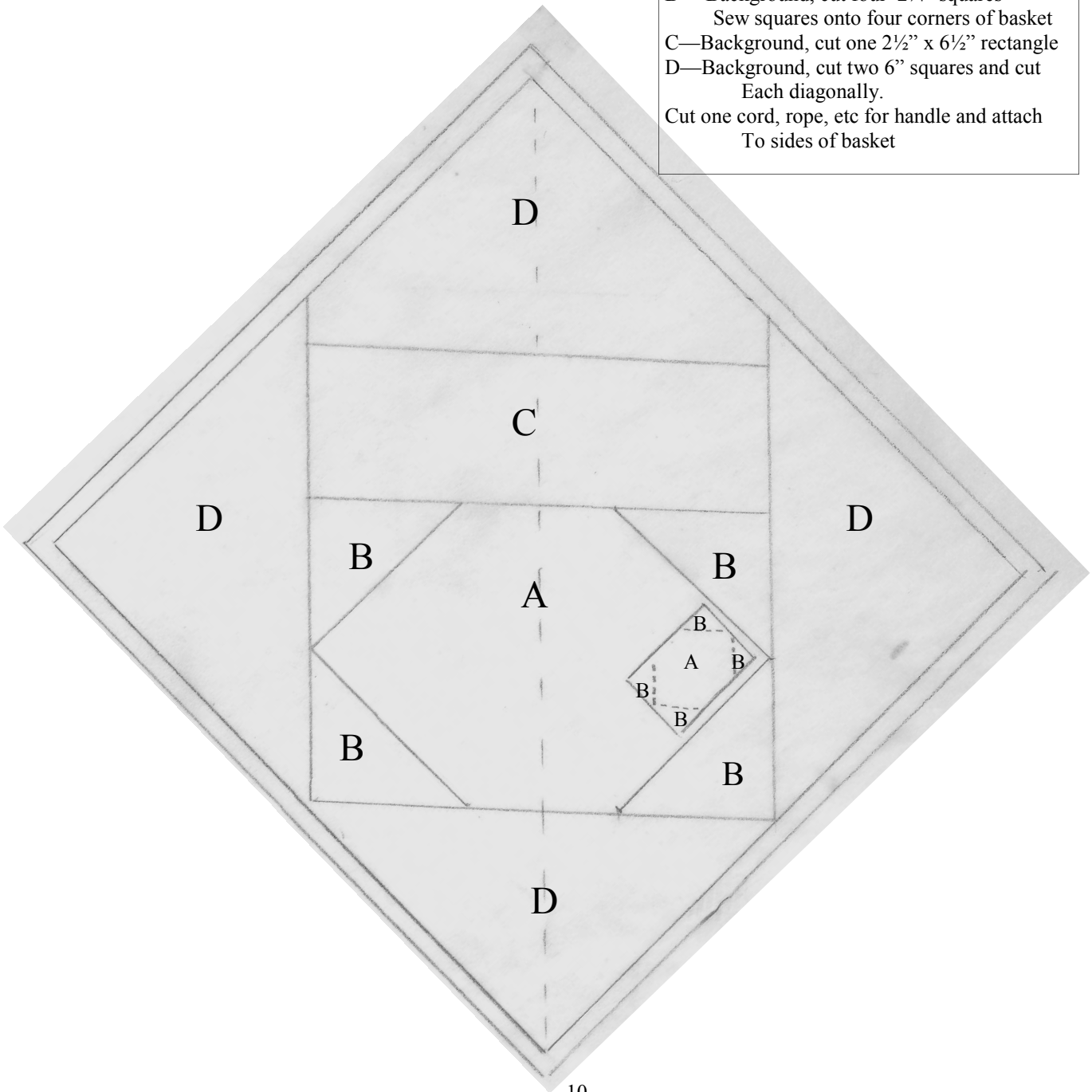
C—Background, cut one $2\frac{1}{2}$ " x $6\frac{1}{2}$ " rectangle

D—Background, cut two 6" squares and cut

Each diagonally.

Cut one cord, rope, etc for handle and attach

To sides of basket



SWAP-A-BLOCK

The new blocks are not due until April's meeting. That does not mean to wait until April Fools Day to get started. Being snowed in is a good inspiration to get started now. The blocks are bigger so you don't have to make as many, but you do have to make them. Here is the description and instructions again.



Sue Bost and Bonnie Snell



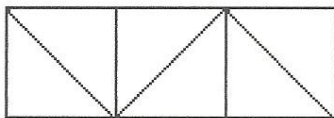
SWAP-A-BLOCK

This somewhat scrappy block will measure 12 1/2" (unfinished).

Fabrics: One fabric should be yellow, others should be brights that read as solid.

Construction: Using 1 yellow fabric, and one fabric of your choice,
*Cut 2 rectangles, 4" x 12" and place them right sides together.

*Make a grid on the yellow fabric by drawing a line at 4" and 8", then draw diagonal lines as shown. This will make a grid that will create half-square triangles.

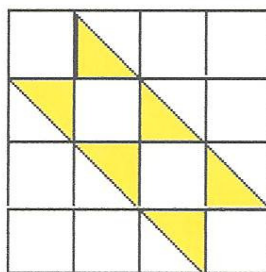
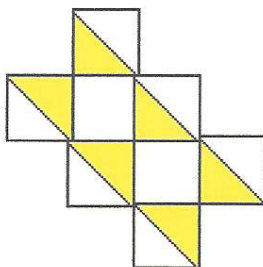


*Stitch 1/4" on each side of the diagonal lines.

*Cut apart on the 2 vertical lines and then on diagonal lines between the stitching. (You will have 6 squares, each with one yellow triangle.)

*Square-up, half-square triangles, to 3 1/2".

*Layout the squares so that they are on the diagonal with the yellow triangles pointing toward each other.



*Cut 10 – 3 1/2" squares from your remaining brights and place around the half-square triangles to complete a 16 patch block.

Press stitched rows in opposite directions and the columns will nest together.

Make 12 – 16 patch blocks to exchange.

BUSY BEARS QUILT GUILD
Meetings are held the 3rd Monday of each month
at the United Methodist Church on North Shore
(between Division and Greenway)
5:30 pm—Social 6:00 pm—Meeting
Workshops every Tuesday
following the Monthly meeting
unless otherwise noted

Check our website at www.busybearsqiltguild.com

NEWSLETTER DEADLINE—MARCH 31ST

Kay Higdon & Jacqué J Holmes
909/585- 5670
P.O. Box 135009, Big Bear Lake CA 92315
jaclineh@charter.net
gkhigdon@charter.net

Busy Bears Quilt Guild
P.O. Box 7015
Big Bear Lake CA 92315



**DON'T
FORGET!**

Bring to the meeting

Name tag for extra door prize ticket

Refreshments & Door Prize

(if it's your turn—extra tickets!!!!)

Library Books

(return those overdue)

Swap a Block

Show and Tell Block of the Month

Newsletter contributions

*To help save the environment and some Money for
the Guild.....how about bringing your
own mug for your coffee or tea ? ! !*

Donations of Food for Emergency Food

Cupboard at the

BB United Methodist Church

Pull tabs for Ronald McDonald House

TO: